




How to Book a GetSetUp Class

How to Book a GetSetUp Class

Step 1



Go to www.getsetup.io/partner/PSS

Step 2

Sort and filter through classes by category, availability, status, or specific date.

GetSetUp Classes Schedule More Gift 1-(888)-559-1614 Liz

Welcome to PSS's Technology Learning Channel!

PSS is partnering with GetSetUp to provide older New Yorkers with a selected set of virtual trainings on a range of tech-related subjects. Our goal is to help you build your skills with digital devices to confidently get the most out of all that the online world has to offer.

GetSetUp Small Group Classes are taught by seniors, for seniors. They're retired educators or experienced presenters. The classes are both informative and fun!

Find a class and register. They're ALL FREE! Use coupon code: **PSS**

If you need help with the GetSetUp platform, email help@getsetup.io or call 1-888-559-1614

If you have questions about PSS or which classes are available to PSS constituents, email PSS at info@pssusa.org

Sort By Category

See Classes This Week

All Categories Aging in Place Communication Creativity Financial Planning Health and Wellness Hiring and Jc

IN SESSION Full Class Roster New Classes Classes This Week Coming Soon Series

New Member Orientation 04:00 PM, 11 Dec FREE Register Now

How to Use Nextdoor? 06:00 PM, 15 Dec FREE \$4.99 Register Now

Google Docs - Basics 03:00 PM, 14 Dec FREE \$4.99 Register Now

GetSetUp Classes Schedule More Gift 1-(888)-559-1614 Liz

FRI 11 SAT 12 SUN 13 MON 14 TUE 15 WED 16 THU 17

Sort By Date

Friday, December 11, 2020

04:00 PM 60 minutes New Member Orientation Marv T In Session Get in

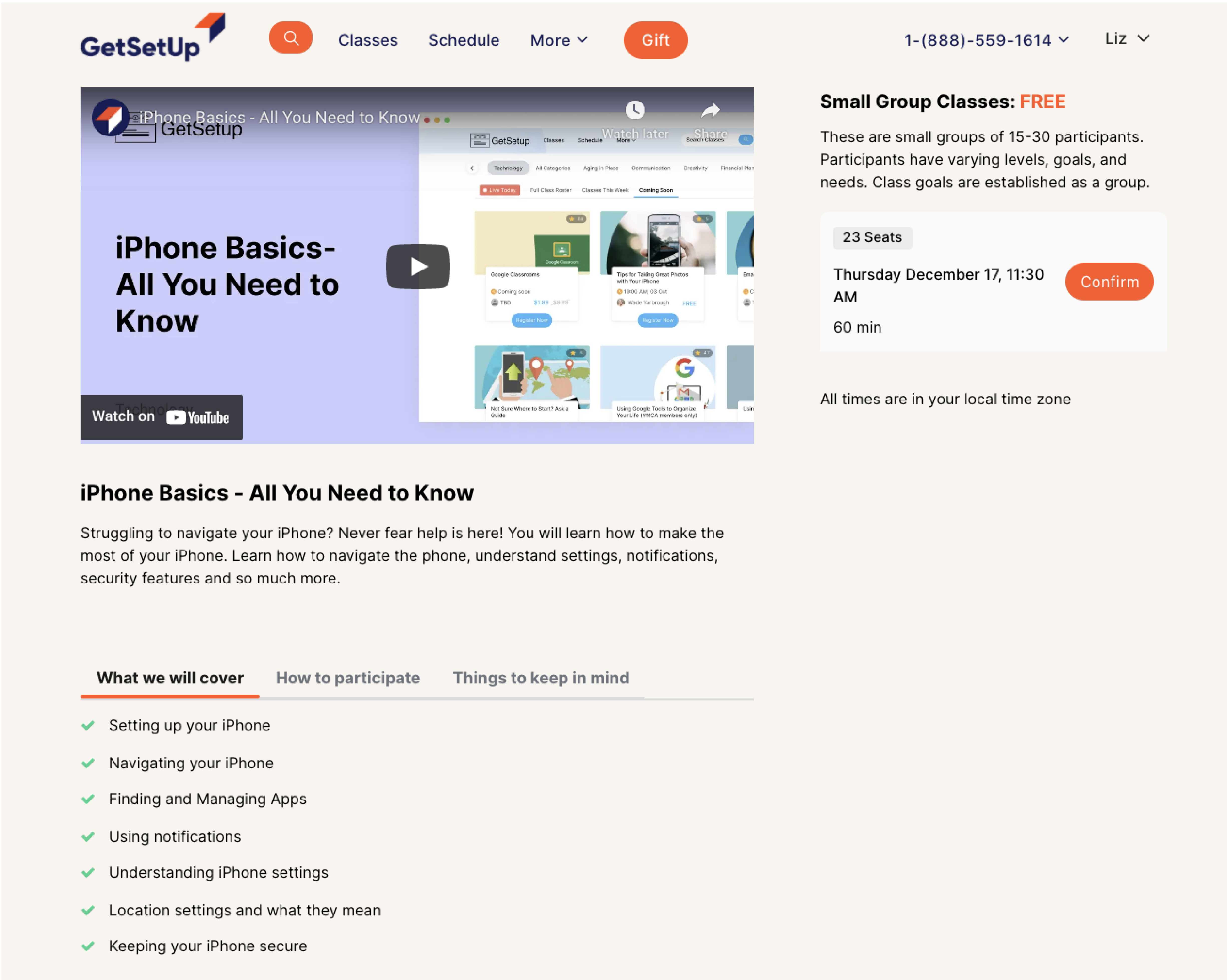
04:00 PM 60 minutes Using Google Maps for Navigation Donna In Session Get in

04:30 PM 60 minutes Podcasts - Find, Manage & Organize Them on Your Smartphone Kevin M In Session Get in

05:00 PM 60 minutes Social Hour - Staying Positive During the Pandemic Norman R In Session Get in

Step 3


Watch the video which has a Guide talking about the class, read the class description, and share with friends from the class page.



The screenshot shows the GetSetUp website interface. At the top, there is a navigation bar with the GetSetUp logo, a search icon, and links for 'Classes', 'Schedule', and 'More'. A 'Gift' button is also present. On the right side of the header, there is a phone number '1-(888)-559-1614' and a user name 'Liz'. The main content area features a video player on the left with the title 'iPhone Basics - All You Need to Know' and a 'Watch on YouTube' button. To the right of the video player is a 'Confirm' button. Below the video player, there is a section titled 'iPhone Basics - All You Need to Know' with a description: 'Struggling to navigate your iPhone? Never fear help is here! You will learn how to make the most of your iPhone. Learn how to navigate the phone, understand settings, notifications, security features and so much more.' Below this description are three tabs: 'What we will cover', 'How to participate', and 'Things to keep in mind'. Under the 'What we will cover' tab, there is a list of topics with green checkmarks: 'Setting up your iPhone', 'Navigating your iPhone', 'Finding and Managing Apps', 'Using notifications', 'Understanding iPhone settings', 'Location settings and what they mean', and 'Keeping your iPhone secure'. On the right side of the page, there is a section titled 'Small Group Classes: FREE' with a description: 'These are small groups of 15-30 participants. Participants have varying levels, goals, and needs. Class goals are established as a group.' Below this is a box containing '23 Seats', 'Thursday December 17, 11:30 AM', and '60 min', with a 'Confirm' button. At the bottom of this box, it says 'All times are in your local time zone'.

Step 4

When you are ready to book a seat in the class:

- Go to the right-hand side of the page
- Click the  button next to the date and time that works for you.
- All times are reflected on your device in your local time zone.

Step 5

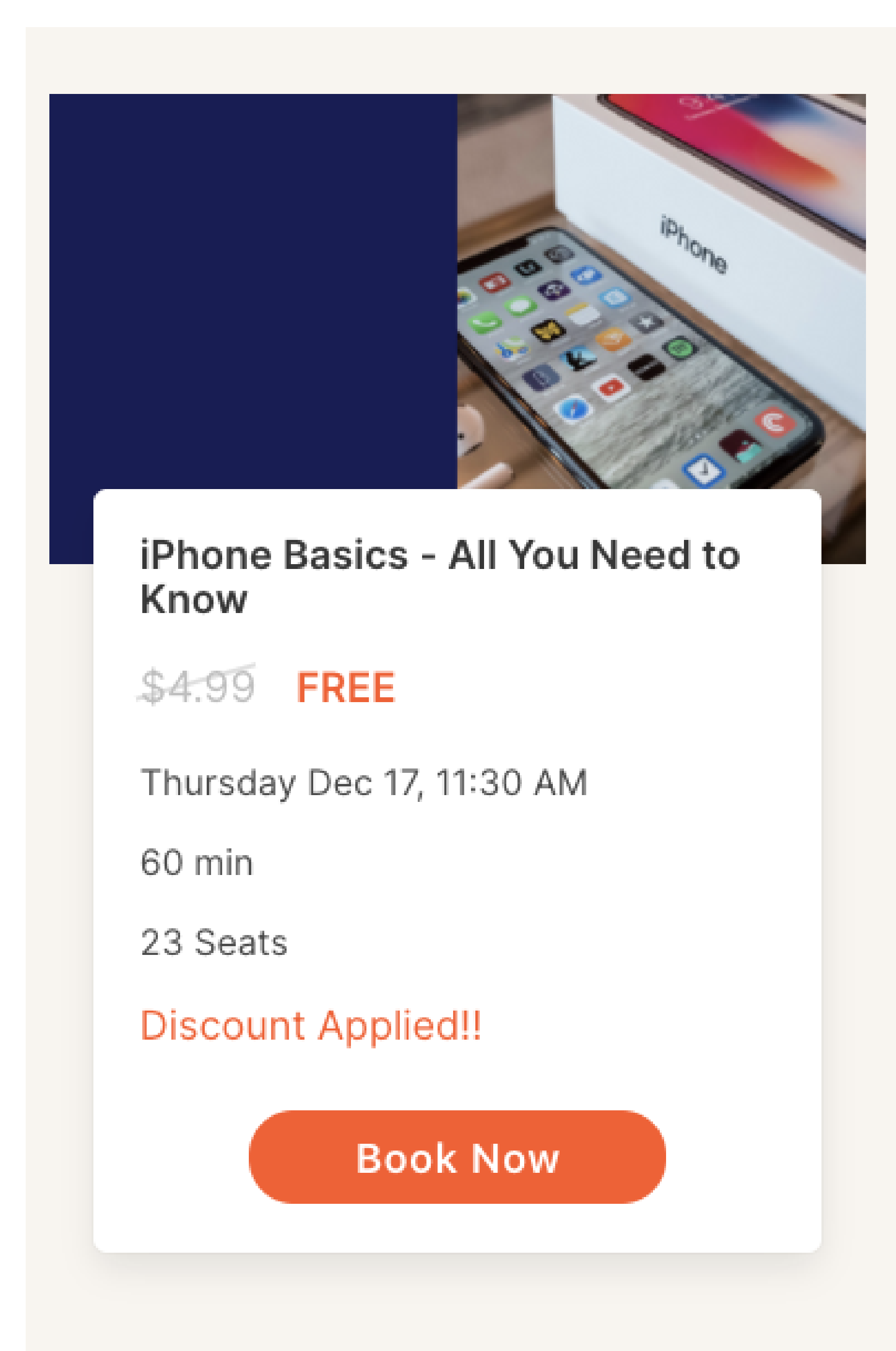
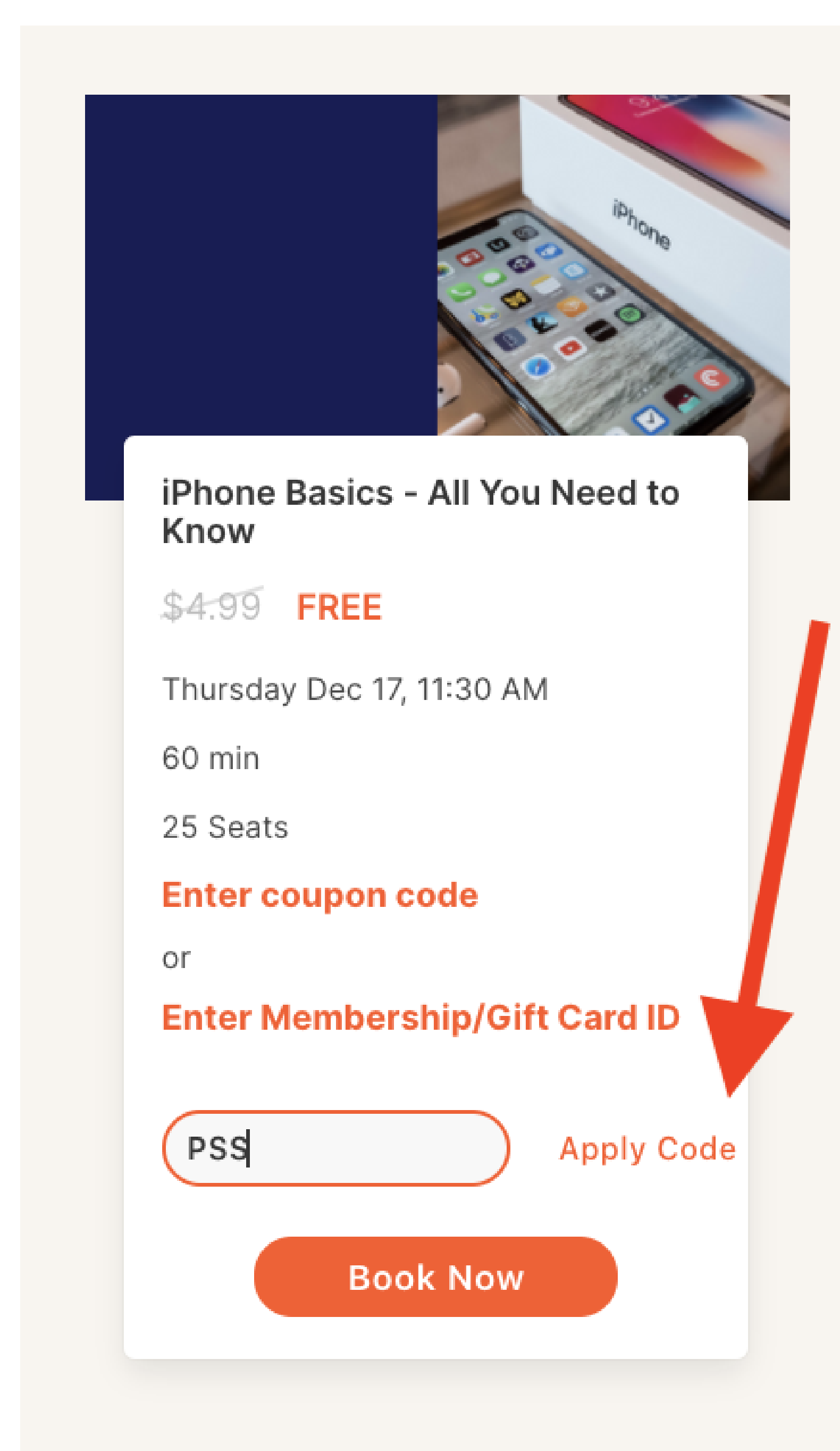
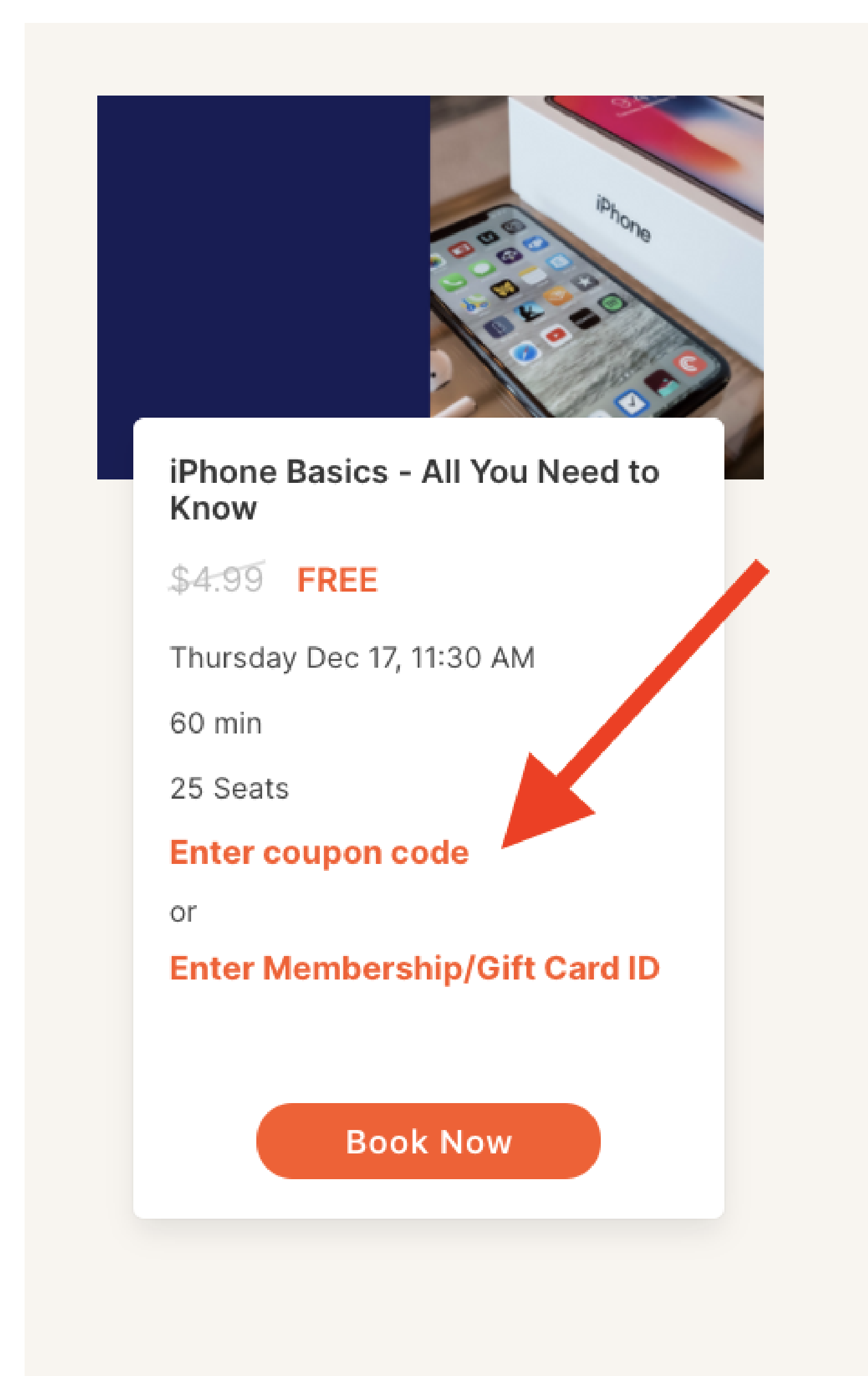
Fill out your personal information on this page.

The screenshot shows the GetSetup website interface. At the top, there is a navigation bar with the GetSetup logo, a search icon, and links for 'Classes', 'Schedule', 'More', and 'Gift'. The user's phone number '1-(888)-559-1614' and name 'Liz' are displayed in the top right. The main content area is a registration form for an iPhone class. The form includes fields for 'First Name *' (filled with 'Liz'), 'Last Name *', 'Email *' (filled with 'liz@getsetup.io'), and 'Best Telephone Number to Reach you or interested senior at:'. There are radio buttons for 'Are you booking this class for yourself? *' with 'Yes' selected. A text field asks 'What is one thing you want to learn from this class?'. A dropdown menu for 'Describe your experience level using Zoom.' is set to 'None, I've heard of it'. There are radio buttons for 'Does the device (e.g. computer, tablet) you will be using for your class have a microphone and camera?' with 'Yes' selected. At the bottom, there is a checkbox for 'I agree to the Privacy Policy and Terms of Service'. To the right of the form is a class card for 'iPhone Basics - All You Need to Know' with a price of '\$4.99 FREE', scheduled for 'Thursday Dec 17, 11:30 AM', lasting '60 min', and having '25 Seats'. The card includes links for 'Enter coupon code' and 'Enter Membership/Gift Card ID', and a 'Book Now' button.

Step 6

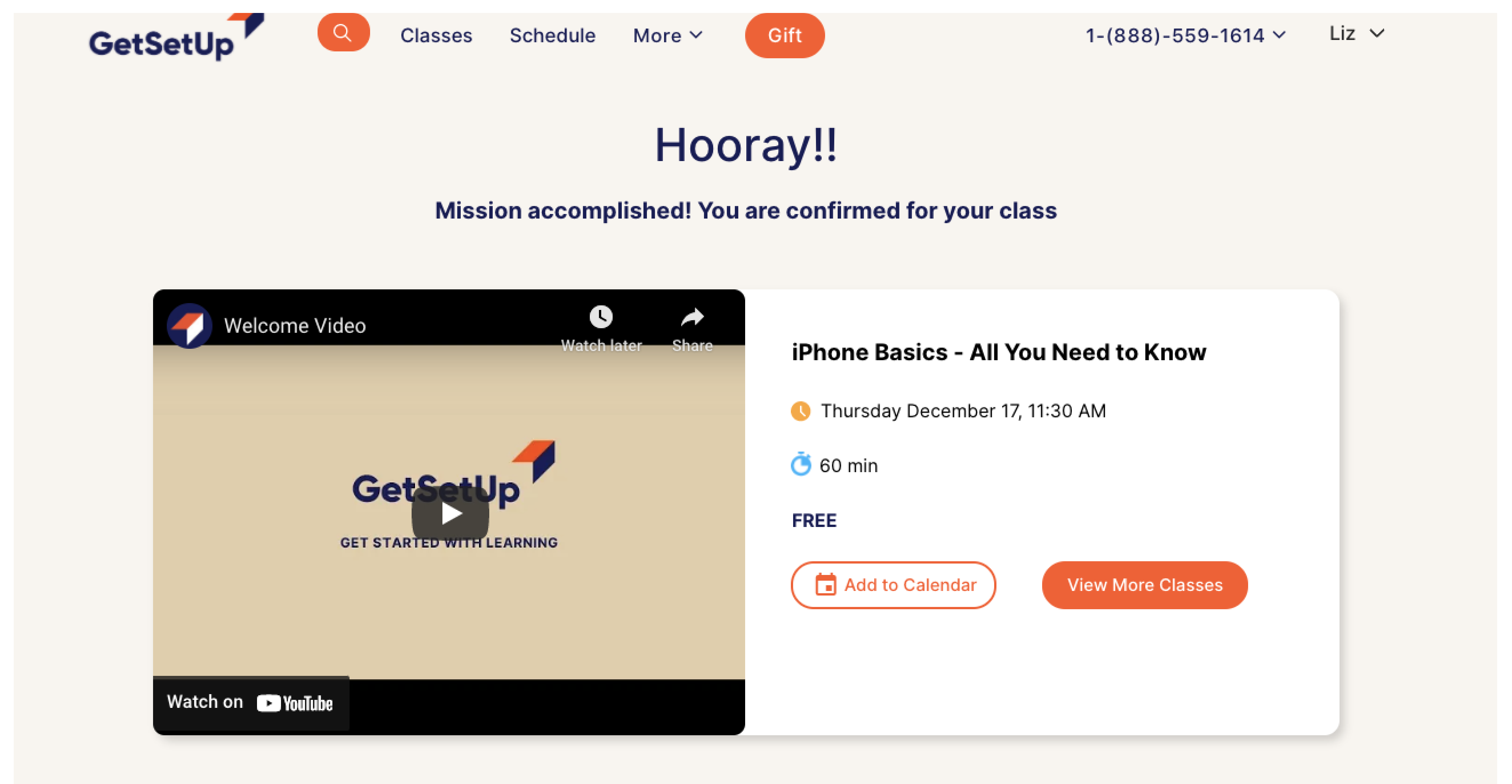
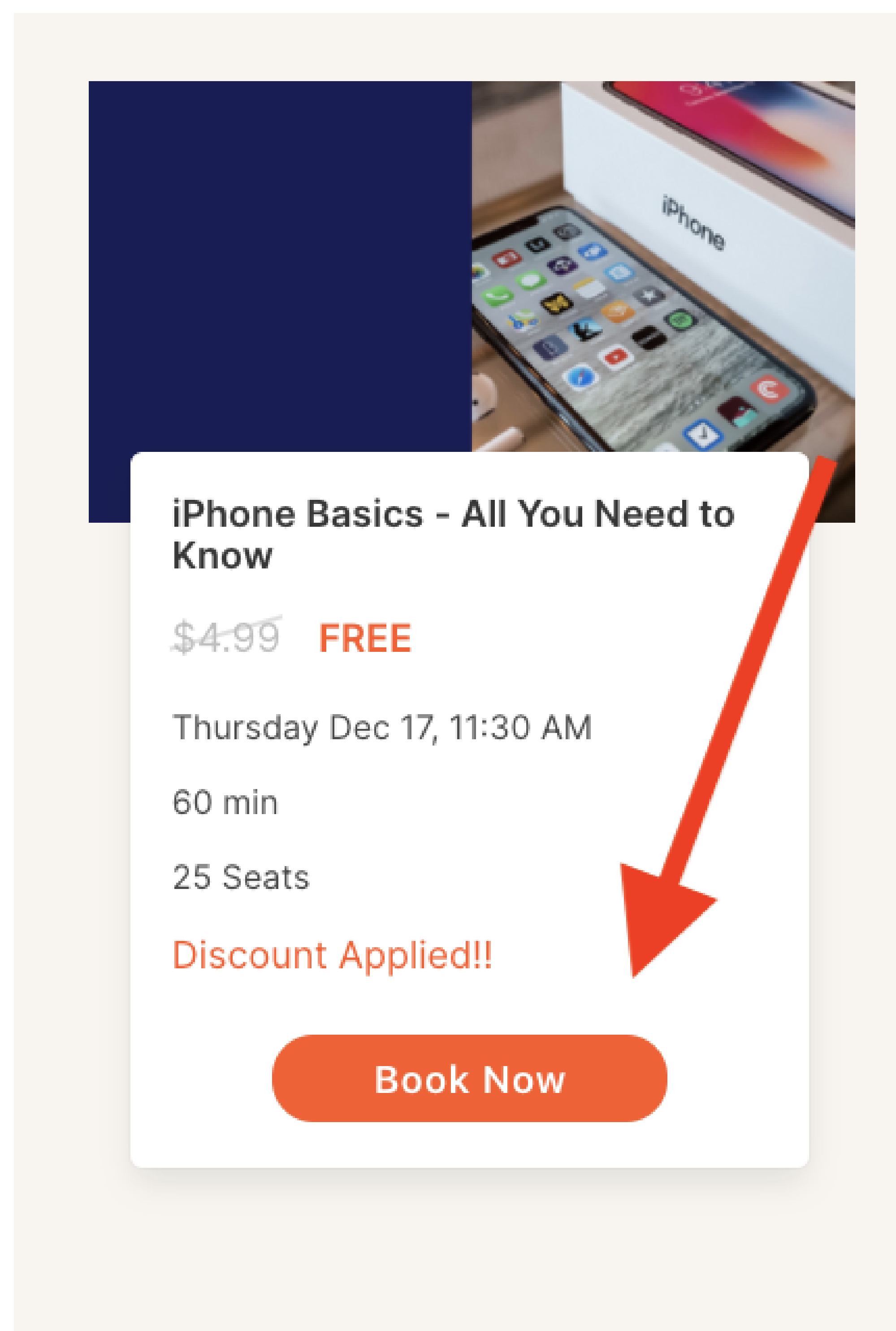
For any classes with a fee, use your coupon code **PSS**.

Click "Coupon Code", type in **PSS**, and click "Apply Code" then the class will show as FREE!



Step 7

Press the blue “Book Now” button then you’re all set! Watch the video on the booking confirmation screen titled “Mission accomplished! You are confirmed for your class”.



Step 8

You will receive a booking confirmation email right after booking with the option to add an event to your digital calendar (Google and Yahoo).

Step 9

On the day of your class you will receive 2 reminder emails titled “Happening Today” and “1 Hour Reminder”.

Both emails have a blue button in it that says “Join Class”

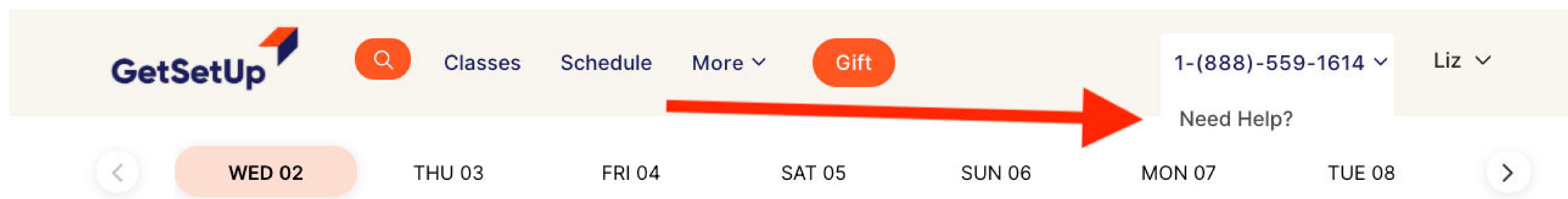
Click that “Join Class” button within 5 minutes of the class start time to join. We look forward to seeing you in class!

Where to Find Help


Visit the “Need Help” Page

Located at the top of the GetSetUp landing page, you will find our Support phone number with a carrot (downwards facing triangle) next to the number.

You can click that carrot to open up our “Need Help” page, this page will show all the ways to contact us for help and FAQ articles.



Chat

In the bottom right-hand corner of the website you’ll see this icon  you can click that to start a live chat with one of our specialists.

Phone

You can call our Learner Support phone line for any help **1-888-559-1614**

Email

Feel free to send an email with any questions to **help@getsetup.io**

Help Center

There are articles in the Help Center that have tutorials, video walk-throughs, and written answers. Visit **<https://support.getsetup.io/>**

New Member Orientation

This is a great starter class to learn how to navigate the GetSetUp website, how to book a class, and learn more about class offerings.

1:1 Video Support

If you need additional support with your device to join a class, you can book a 1:1 session with one of our specialists.